

CITY OF LACOMBE
Building Permit Values
June, 2019

The following represents permits issued for the month noted above, as well as year-to-date figures. Comparison figures for the previous five years to date are also included.

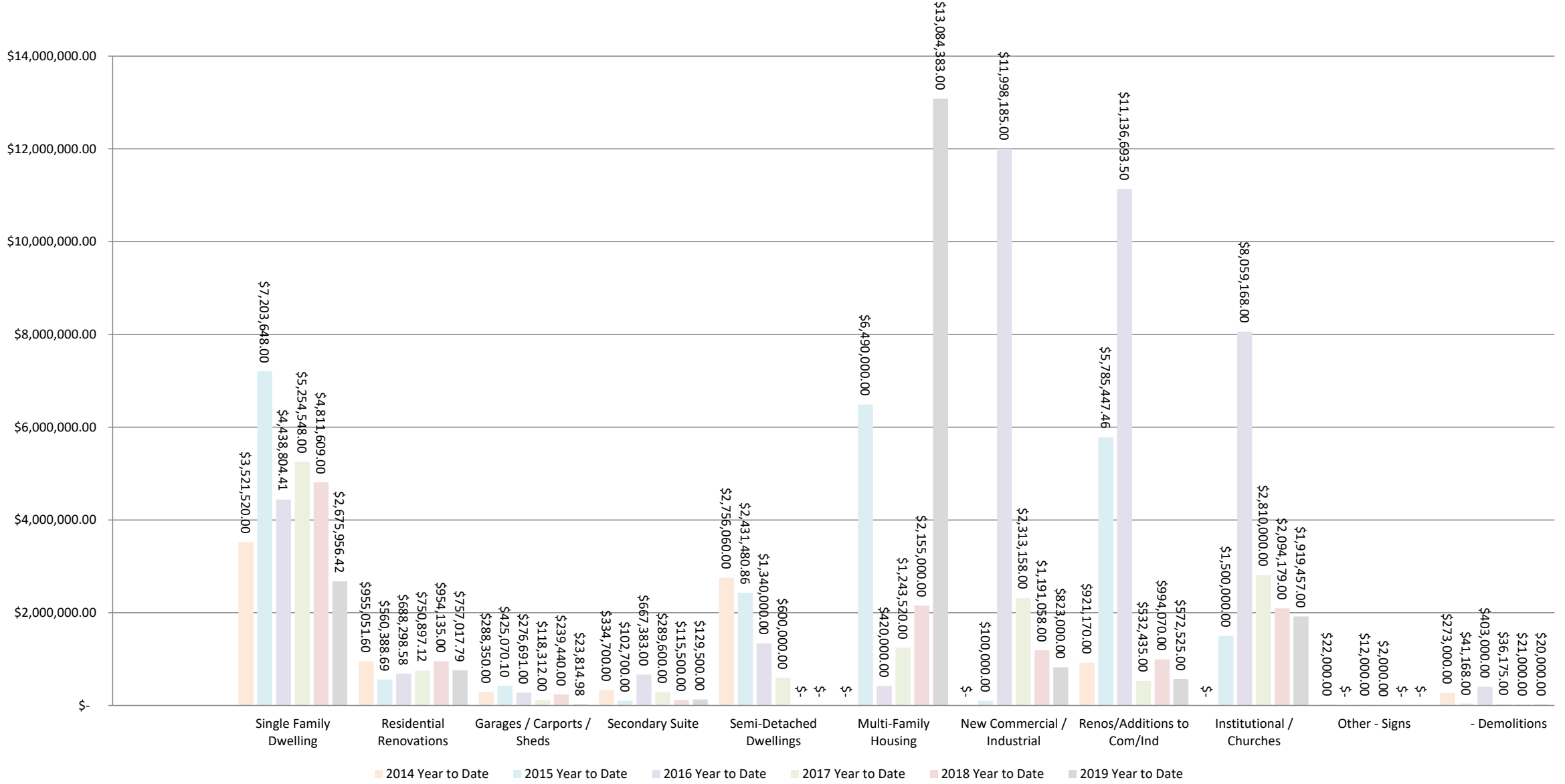
Development Type	No.	Current Month	2019 YTD No.	2019 Year to Date	2018 YTD No.	2018 Year to Date	2017 YTD No.	2017 Year to Date	2016 YTD No.	2016 Year to Date	2015 YTD No.	2015 Year to Date	2014 YTD No.	2014 Year to Date
Single Family Dwelling	5	\$ 1,537,376.42	11	\$ 2,675,956.42	19	\$ 4,811,609.00	21	\$ 5,254,548.00	19	\$ 4,438,804.41	30	\$ 7,203,648.00	16	\$ 3,521,520.00
Residential Renovations	6	\$ 49,300.00	34	\$ 757,017.79	38	\$ 954,135.00	43	\$ 750,897.12	43	\$ 688,298.58	50	\$ 560,388.69	61	\$ 955,051.60
Garages / Carports / Sheds	1	\$ 2,000.00	4	\$ 23,814.98	13	\$ 239,440.00	9	\$ 118,312.00	20	\$ 276,691.00	27	\$ 425,070.10	19	\$ 288,350.00
Secondary Suite	1	\$ 129,500.00	1	\$ 129,500.00	1	\$ 115,500.00	3	\$ 289,600.00	7	\$ 667,383.00	1	\$ 102,700.00	5	\$ 334,700.00
Semi-Detached Dwellings	0	\$ -	0	\$ -	0	\$ -	2	\$ 600,000.00	6	\$ 1,340,000.00	12	\$ 2,431,480.86	8	\$ 2,756,060.00
Multi-Family Housing	0	\$ -	1	\$ 13,084,383.00	7	\$ 2,155,000.00	6	\$ 1,243,520.00	4	\$ 420,000.00	2	\$ 6,490,000.00	0	\$ -
New Commercial / Industrial	0	\$ -	2	\$ 823,000.00	3	\$ 1,191,058.00	4	\$ 2,313,158.00	3	\$ 11,998,185.00	1	\$ 100,000.00	0	\$ -
Renos/Additions to Com/Ind	3	\$ 204,045.00	12	\$ 572,525.00	11	\$ 994,070.00	15	\$ 532,435.00	14	\$ 11,136,693.50	19	\$ 5,785,447.46	4	\$ 921,170.00
Institutional / Churches	0	\$ -	1	\$ 1,919,457.00	5	\$ 2,094,179.00	2	\$ 2,810,000.00	2	\$ 8,059,168.00	1	\$ 1,500,000.00	0	\$ -
Other - Signs	0	\$ -	0	\$ -	0	\$ -	1	\$ 2,000.00	1	\$ 12,000.00	0	\$ -	1	\$ 22,000.00
- Demolitions	1	\$ 20,000.00	1	\$ 20,000.00	2	\$ 21,000.00	4	\$ 36,175.00	8	\$ 403,000.00	6	\$ 41,168.00	7	\$ 273,000.00
Totals	17	\$ 1,942,221.42	67	\$ 20,005,654.19	99	\$ 12,575,991.00	110	\$ 13,950,645.12	127	\$ 39,440,223.49	149	\$ 24,639,903.11	121	\$ 9,071,851.60

The number of dwelling units for which building permits have been issued:

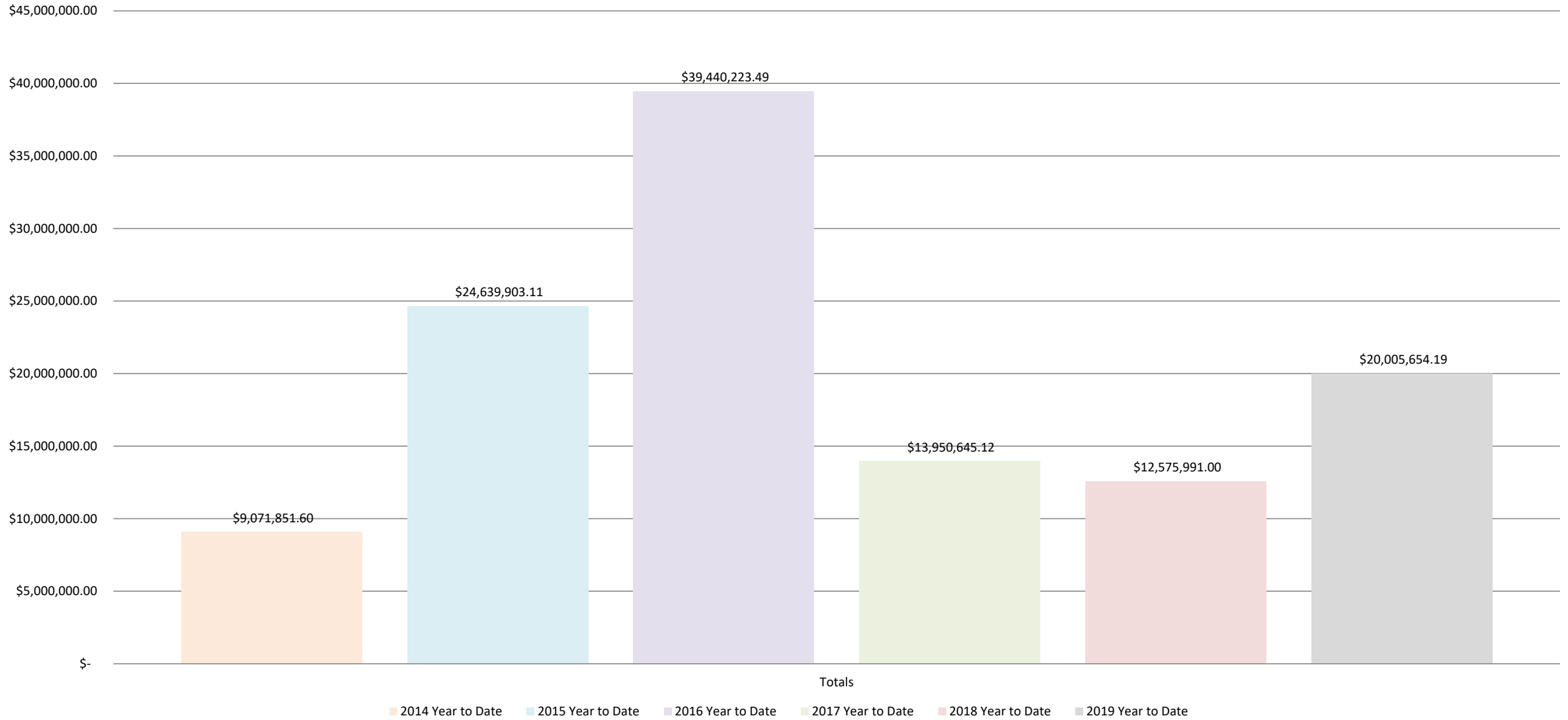
Development Type	Current Month	2019 Year to Date	2018 Year to Date	2018 Year End Total	2017 Year to Date	2017 Year End Total	2016 Year to Date	2016 Year End Total	2015 Year to Date	2015 Year End Total	2014 Year to Date	2014 Year End Total
Single Family (incl. Manufactured Homes):	6	11	19	33	21	33	19	32	30	49	16	44
Secondary Suites	0	0	1	3	4	4	7	12	1	3	5	6
Semi-detached:	0	0	0	2	2	2	6	18	12	18	10	14
All other multi-family:	0	46	13	22	9	9	4	102	68	74	0	11
Totals	6	57	33	60	36	48	36	164	111	144	31	75

For further information on the above report you may contact the Manager of Planning & Development Services at 403-782-1264 or email dbonnett@lacombe.ca

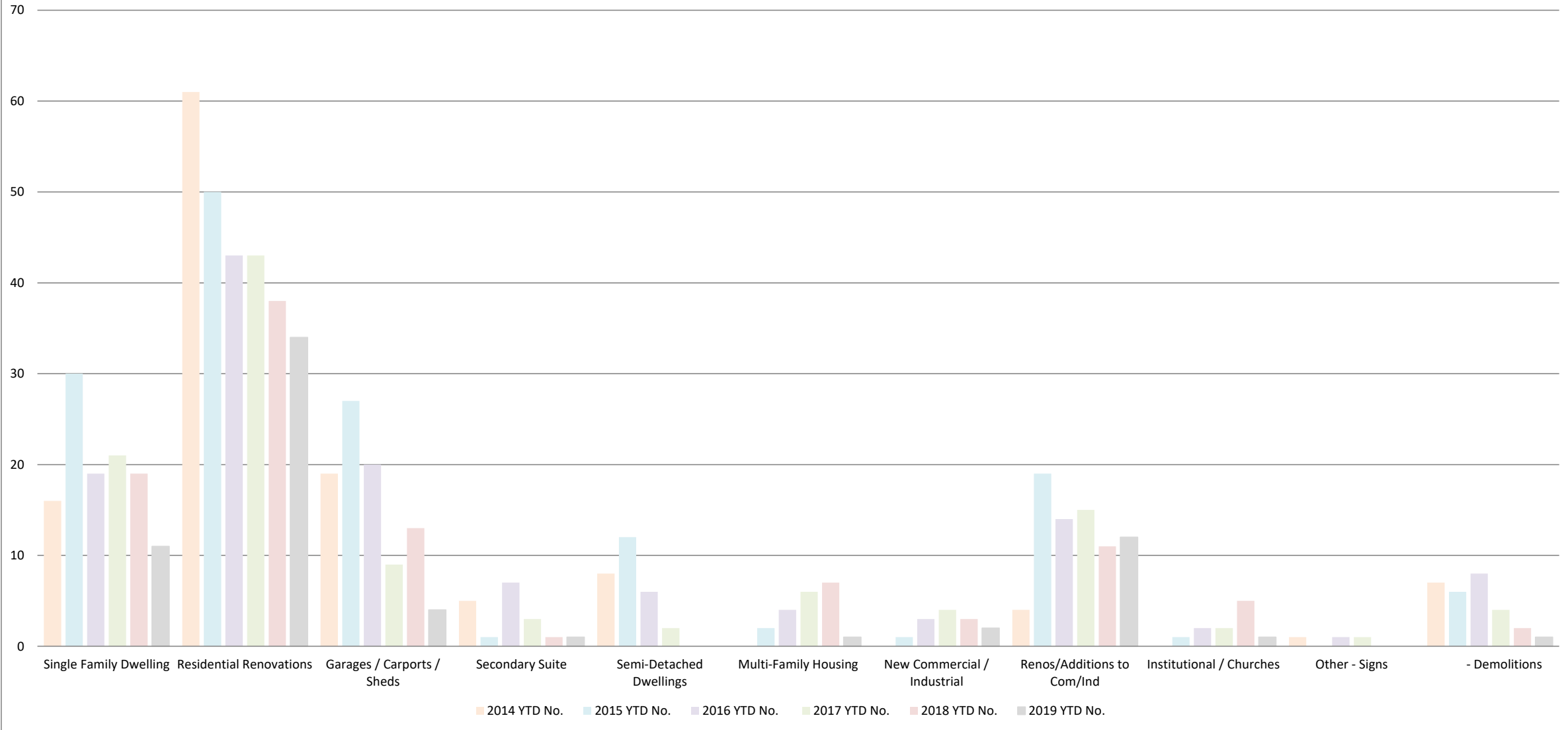
YTD Permit Values - June



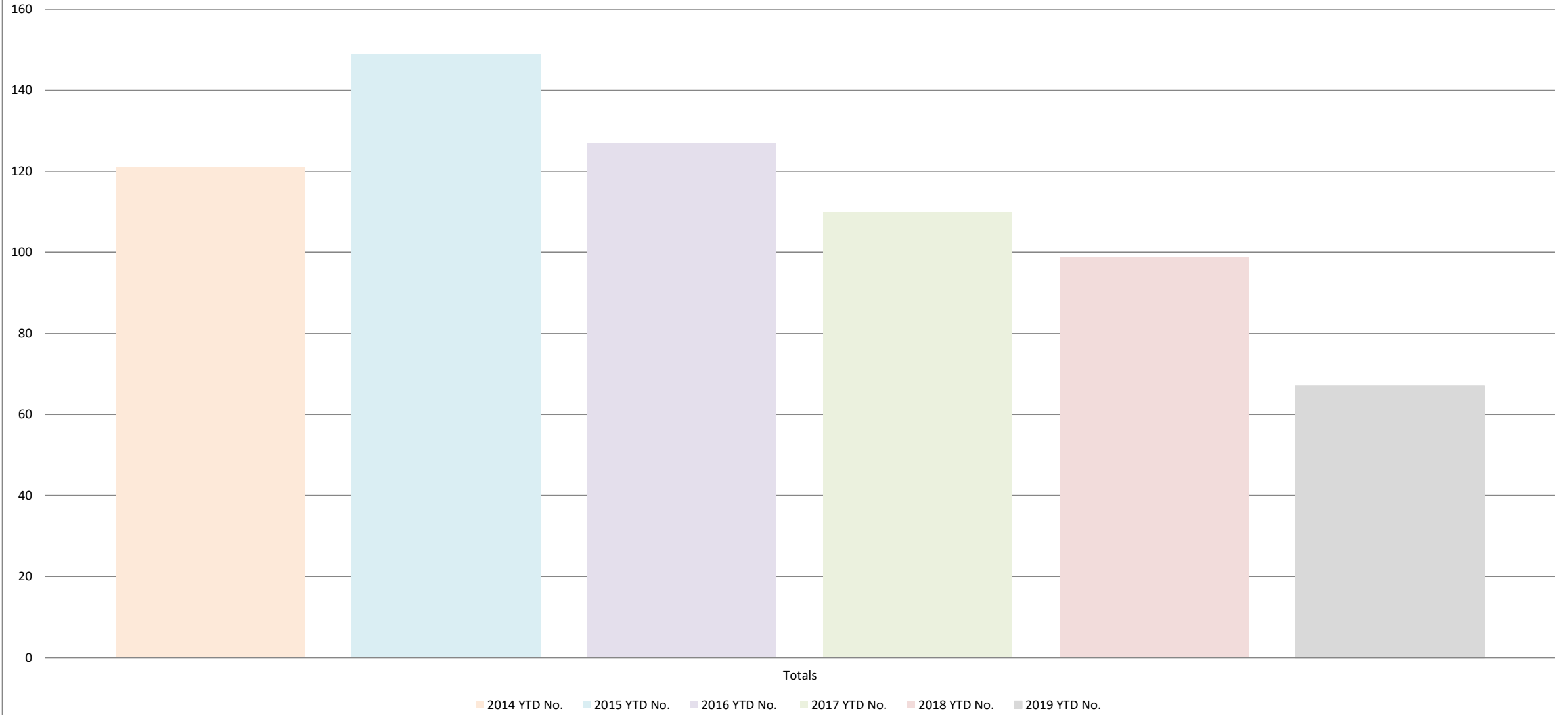
YTD Total Permit Values - June



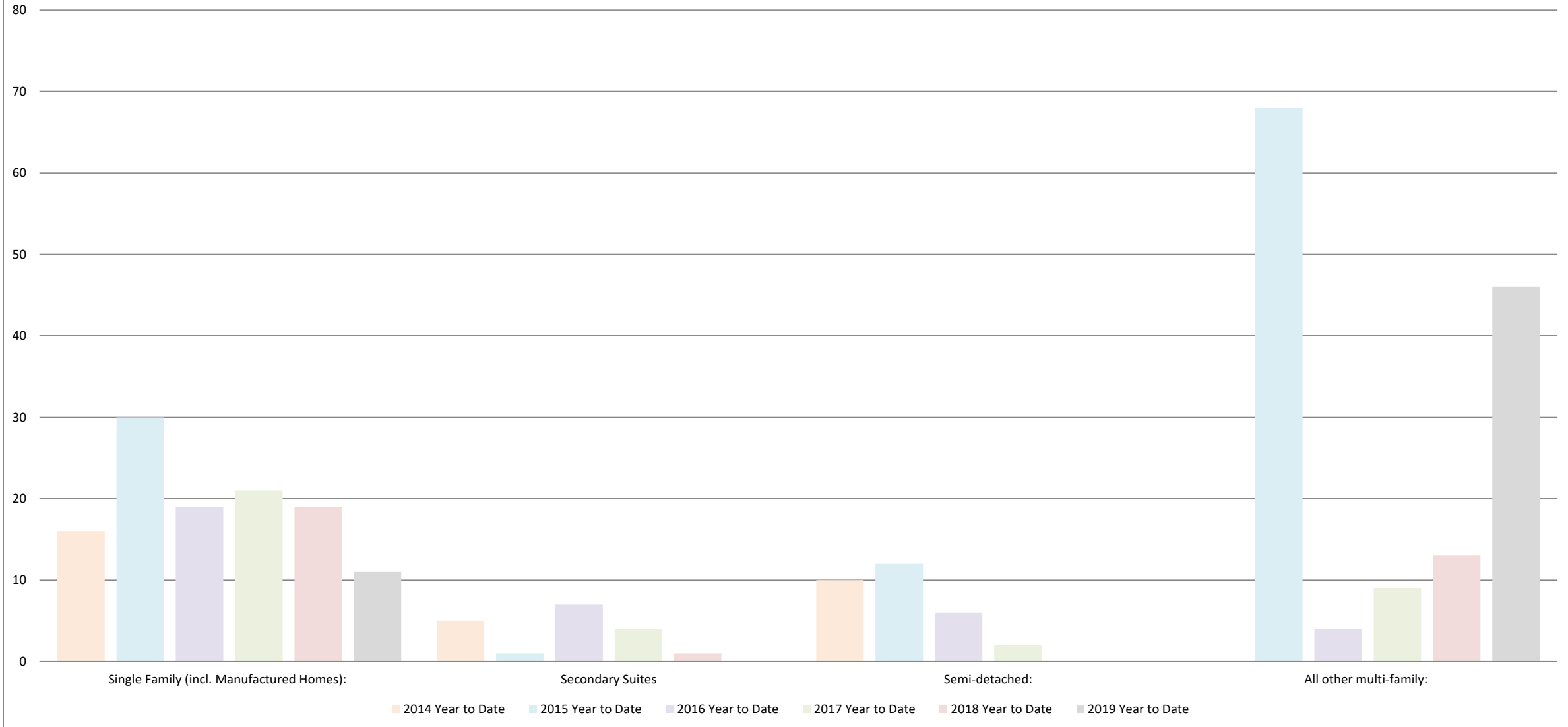
YTD Permit Numbers - June



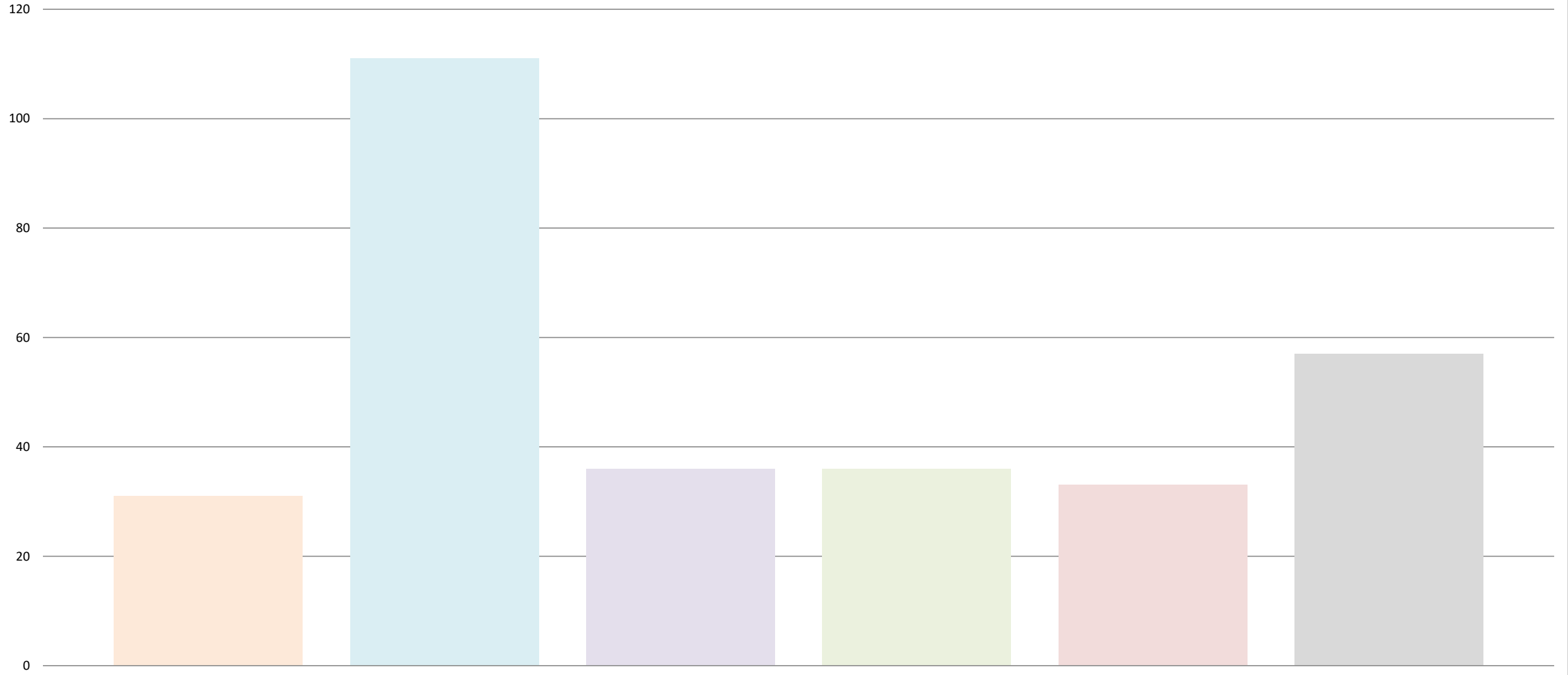
YTD Total Permit Numbers - June



YTD Dwelling Units - June



YTD Total Dwelling Units - June



2014 Year to Date 2015 Year to Date 2016 Year to Date 2017 Year to Date 2018 Year to Date 2019 Year to Date