

**CITY OF LACOMBE
Building Permit Values
May, 2019**

The following represents permits issued for the month noted above, as well as year-to-date figures. Comparison figures for the previous five years to date are also included.

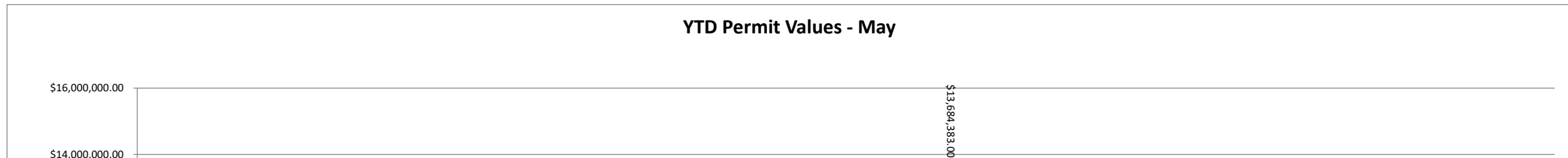
Development Type	No.	Current Month	2019 YTD No.	2019 Year to Date	2018 YTD No.	2018 Year to Date	2017 YTD No.	2017 Year to Date	2016 YTD No.	2016 Year to Date	2015 YTD No.	2015 Year to Date	2014 YTD No.	2014 Year to Date
Single Family Dwelling	6	\$ 1,275,273.40	12	\$ 2,413,853.40	17	\$ 4,312,689.00	15	\$ 3,966,988.00	13	\$ 3,073,894.41	23	\$ 5,089,863.00	11	\$ 2,486,520.00
Residential Renovations	9	\$ 106,950.00	37	\$ 814,667.79	32	\$ 760,635.00	33	\$ 528,185.12	35	\$ 576,100.00	41	\$ 509,088.69	50	\$ 667,011.60
Garages / Carports / Sheds	6	\$ 123,345.00	9	\$ 145,159.98	7	\$ 109,600.00	7	\$ 107,712.00	15	\$ 174,996.00	18	\$ 216,070.10	15	\$ 237,830.00
Secondary Suite	0	\$ -	0	\$ -	1	\$ 115,500.00	3	\$ 289,600.00	7	\$ 667,383.00	0	\$ -	5	\$ 334,700.00
Semi-Detached Dwellings	0	\$ -	0	\$ -	0	\$ -	2	\$ 600,000.00	4	\$ 840,000.00	12	\$ 2,431,480.86	6	\$ 2,087,060.00
Multi-Family Housing	4	\$ 600,000.00	5	\$ 13,684,383.00	7	\$ 2,155,000.00	1	\$ 640,000.00	4	\$ 420,000.00	1	\$ 490,000.00	0	\$ -
New Commercial / Industrial	0	\$ -	2	\$ 823,000.00	2	\$ 811,058.00	4	\$ 2,313,158.00	1	\$ 10,363,000.00	0	\$ -	0	\$ -
Renos/Additions to Com/Ind	1	\$ 70,000.00	10	\$ 438,480.00	8	\$ 789,070.00	10	\$ 365,735.00	13	\$ 11,134,693.50	13	\$ 2,151,469.66	4	\$ 921,170.00
Institutional / Churches	1	\$ 2,800,000.00	2	\$ 4,719,457.00	5	\$ 2,094,179.00	2	\$ 2,810,000.00	2	\$ 8,059,168.00	1	\$ 1,500,000.00	0	\$ -
Other - Signs	0	\$ -	0	\$ -	0	\$ -	1	\$ 2,000.00	1	\$ 12,000.00	0	\$ -	1	\$ 22,000.00
- Demolitions	0	\$ -	0	\$ -	2	\$ 21,000.00	2	\$ 23,675.00	7	\$ 253,000.00	3	\$ 17,968.00	5	\$ 243,000.00
Totals	27	\$ 4,975,568.40	77	\$ 23,039,001.17	81	\$ 11,168,731.00	80	\$ 11,647,053.12	102	\$ 35,574,234.91	112	\$ 12,405,940.31	97	\$ 6,999,291.60

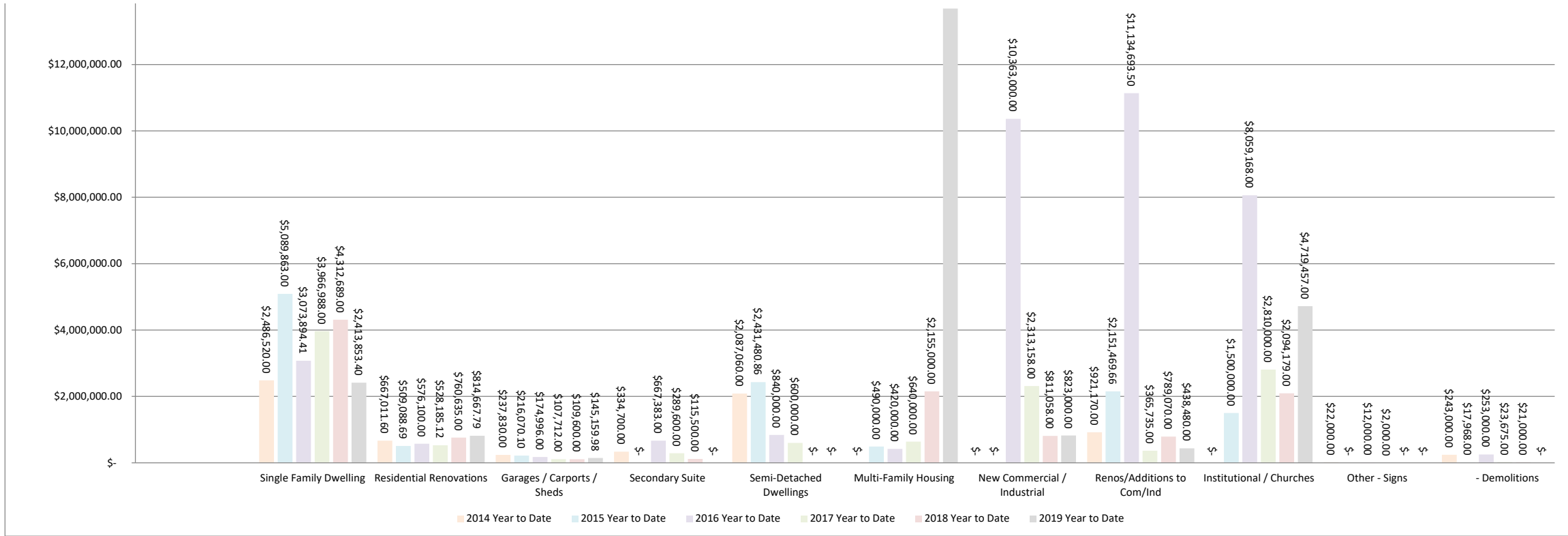
The number of dwelling units for which building permits have been issued:

Development Type	Current Month	2019 Year to Date	2018 Year to Date	2018 Year End Total	2017 Year to Date	2017 Year End Total	2016 Year to Date	2016 Year End Total	2015 Year to Date	2015 Year End Total	2014 Year to Date	2014 Year End Total
Single Family (incl. Manufactured Homes):	6	11	17	33	15	33	13	32	23	49	11	44
Secondary Suites	0	0	1	3	4	4	7	12	0	3	5	6
Semi-detached:	0	0	0	2	2	2	4	18	12	18	8	14
All other multi-family:	4	50	13	22	4	9	4	102	4	74	0	11
Totals	10	61	31	60	25	48	28	164	39	144	24	75


The multi-family figure includes all triplexes, fourplexes, rowhousing, apartments and 2nd floor suites in commercial buildings.
For further information on the above report you may contact the Manager of Planning & Development Services at 403-782-1264 or email dbonnett@lacombe.ca

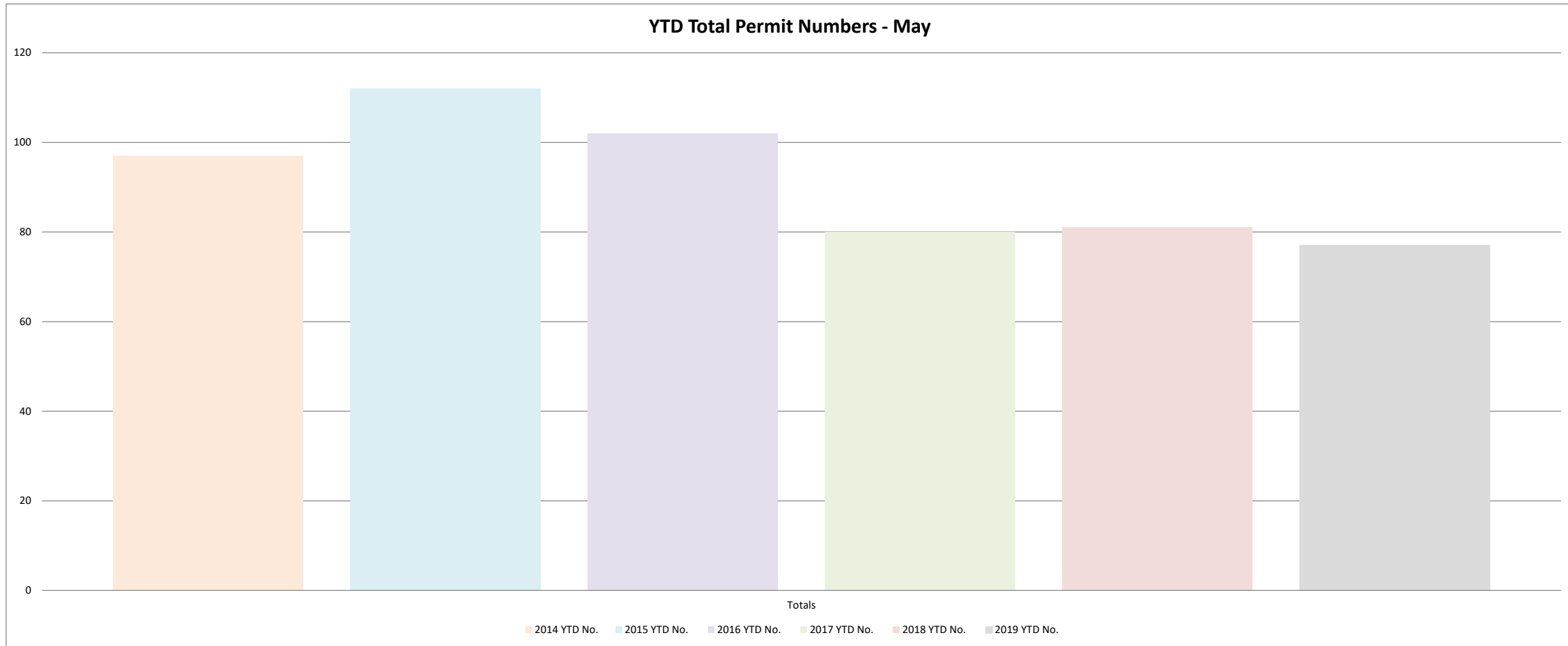
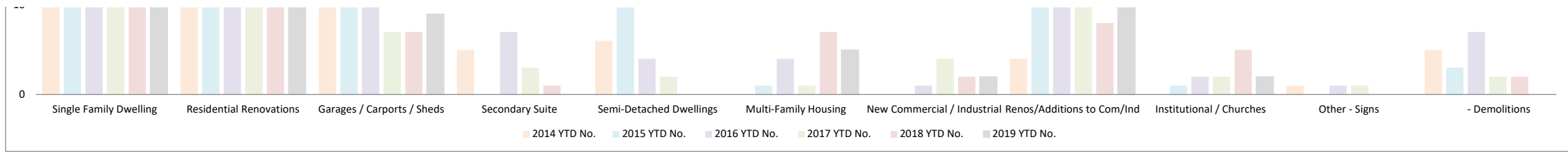
Copyright 1996/2000 The City of Lacombe. Problems encountered with the site can be sent to webmaster@lacombe.ca



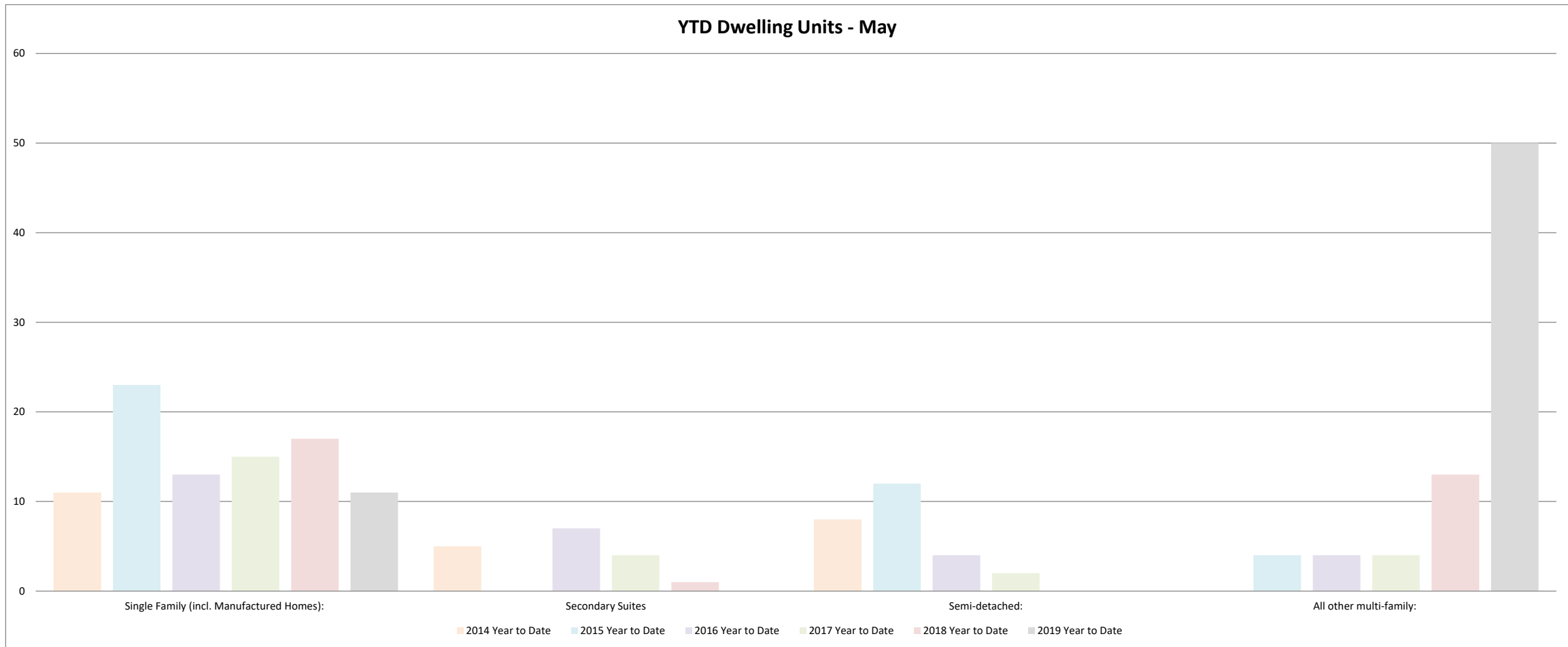


YTD Total Permit Values - May





YTD Dwelling Units - May



YTD Total Dwelling Units - May

