

**CITY OF LACOMBE**  
**Building Permit Values**  
**January, 2018**

The following represents permits issued for the month noted above, as well as year-to-date figures. Comparison figures for the previous five years to date are also included.

Development Type	No.	Current Month	2018 YTD No.	2018 Year to Date	2017 YTD No.	2017 Year to Date	2016 YTD No.	2016 Year to Date	2015 YTD No.	2015 Year to Date	2014 YTD No.	2014 Year to Date	2013 YTD No.	2013 Year to Date
Single Family Dwelling	2	\$ 569,000.98	2	\$ 569,000.98	2	\$ 710,245.00	4	\$ 1,074,000.00	4	\$ 1,078,295.00	0	\$ -	1	\$ 130,000.00
Residential Renovations	1	\$ 46,080.00	1	\$ 46,080.00	2	\$ 41,360.00	6	\$ 134,120.00	5	\$ 135,000.00	4	\$ 140,707.60	3	\$ 95,966.40
Garages / Carports / Sheds	0	\$ -	0	\$ -	0	\$ -	2	\$ 10,600.00	2	\$ 6,370.10	2	\$ 41,000.00	0	\$ -
Secondary Suite	0	\$ -	0	\$ -	0	\$ -	1	\$ 89,850.00	0	\$ -	2	\$ 61,000.00	0	\$ -
Semi-Detached Dwellings	0	\$ -	0	\$ -	2	\$ 600,000.00	0	\$ -	0	\$ -	1	\$ 343,280.00	0	\$ -
Multi-Family Housing	0	\$ -	0	\$ -	1	\$ 640,000.00	0	\$ -	0	\$ -	0	\$ -	0	\$ -
New Commercial / Industrial	0	\$ -	0	\$ -	0	\$ -	0	\$ -	0	\$ -	0	\$ -	0	\$ -
Renos/Additions to Com/Ind	0	\$ -	0	\$ -	1	\$ 1,500.00	1	\$ 120,000.00	2	\$ 79,441.96	0	\$ -	1	\$ 5,000.00
Institutional / Churches	1	\$ 1,007,179.00	1	\$ 1,007,179.00	0	\$ -	0	\$ -	0	\$ -	0	\$ -	0	\$ -
Other - Signs	0	\$ -	0	\$ -	0	\$ -	0	\$ -	0	\$ -	0	\$ -	1	\$ 40,000.00
- Demolitions	0	\$ -	0	\$ -	0	\$ -	1	\$ 30,000.00	1	\$ 3,000.00	1	\$ 20,000.00	0	\$ -
<b>Totals</b>	<b>4</b>	<b>\$ 1,622,259.98</b>	<b>4</b>	<b>\$ 1,622,259.98</b>	<b>8</b>	<b>\$ 1,993,105.00</b>	<b>15</b>	<b>\$ 1,458,570.00</b>		<b>\$ 1,302,107.06</b>	<b>10</b>	<b>\$ 605,987.60</b>	<b>6</b>	<b>\$ 270,966.40</b>

**The number of dwelling units for which building permits have been issued:**

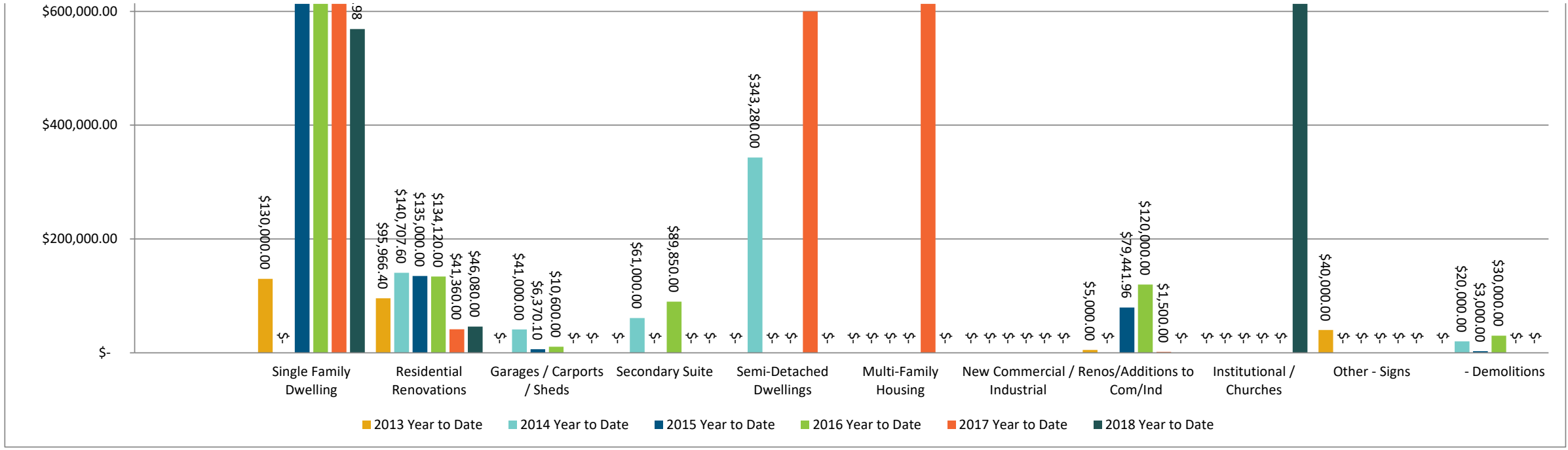
Development Type	Current Month	2018 Year to Date	2017 Year to Date	2017 Year End Total	2016 Year to Date	2016 Year End Total	2015 Year to Date	2015 Year End Total	2014 Year to Date	2014 Year End Total	2013 Year to Date	2013 Year End Total
Single Family (incl. Manufactured Homes):	2	2	2	2	4	4	4	4	0	0	1	1
Secondary Suites	0	0	1	1	1	1	0	0	2	2	0	0
Semi-detached:	0	0	2	2	0	0	0	0	2	2	0	0
All other multi-family:	0	0	4	4	0	0	0	0	0	0	0	0
<b>Totals</b>	<b>2</b>	<b>2</b>	<b>9</b>	<b>9</b>	<b>5</b>	<b>5</b>	<b>4</b>	<b>4</b>	<b>4</b>	<b>4</b>	<b>1</b>	<b>1</b>

The multi-family figure includes all triplexes, fourplexes, rowhousing, apartments and 2nd floor suites in commercial buildings.

For further information on the above report you may contact the Manager of Planning & Development Services at 403-782-1264 or email [dbonnett@lacombe.ca](mailto:dbonnett@lacombe.ca)

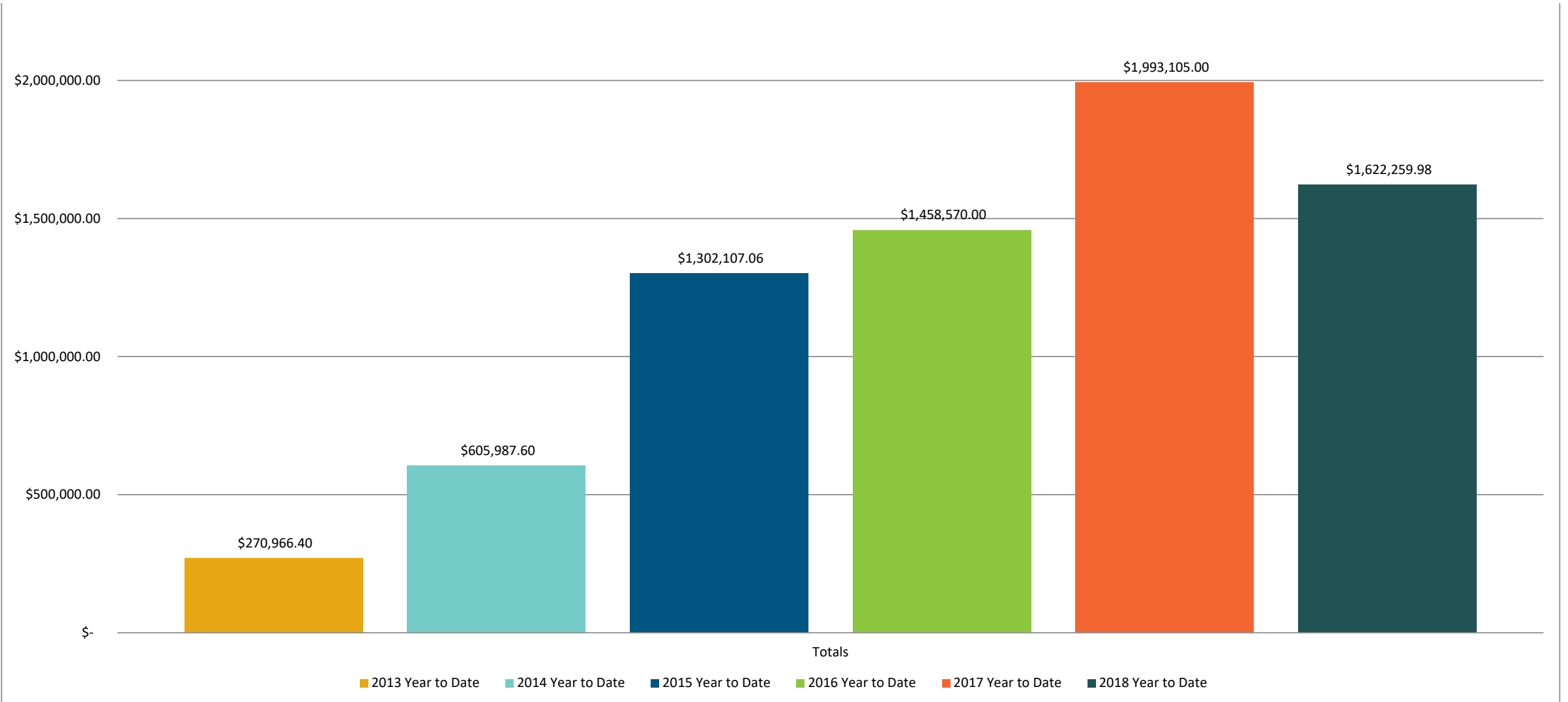
### YTD Permit Values - January






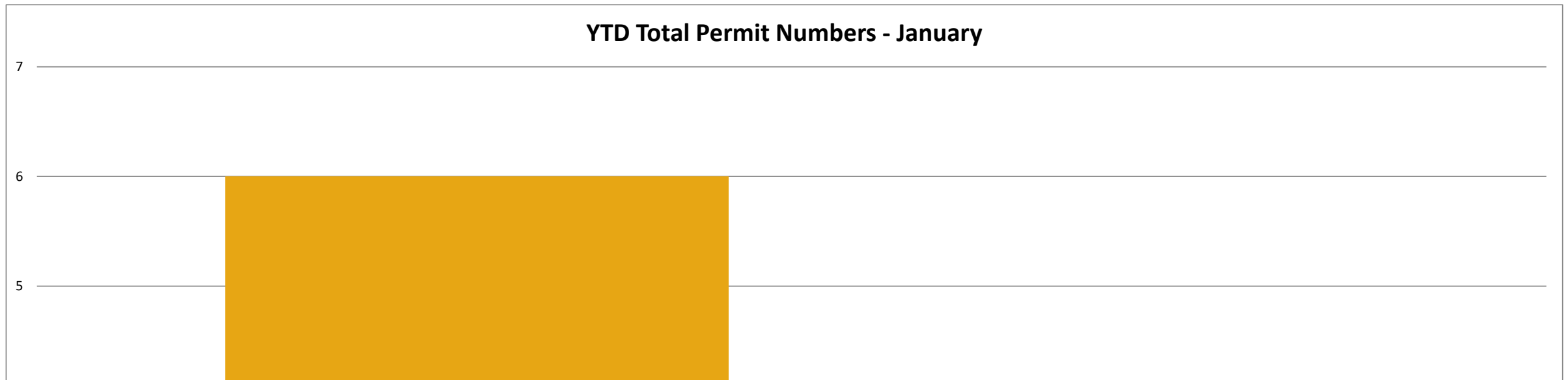
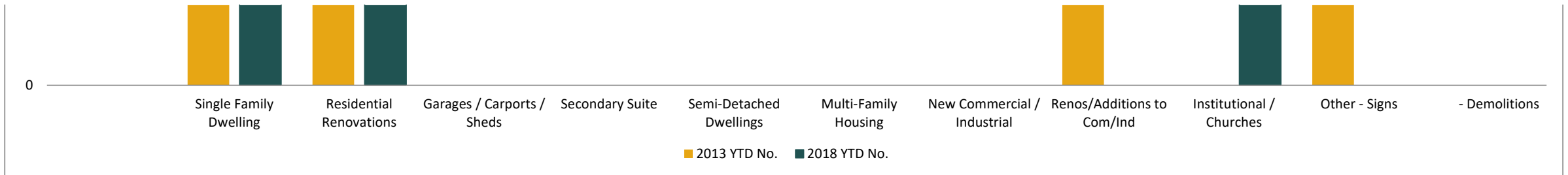
### YTD Total Permit Values - January

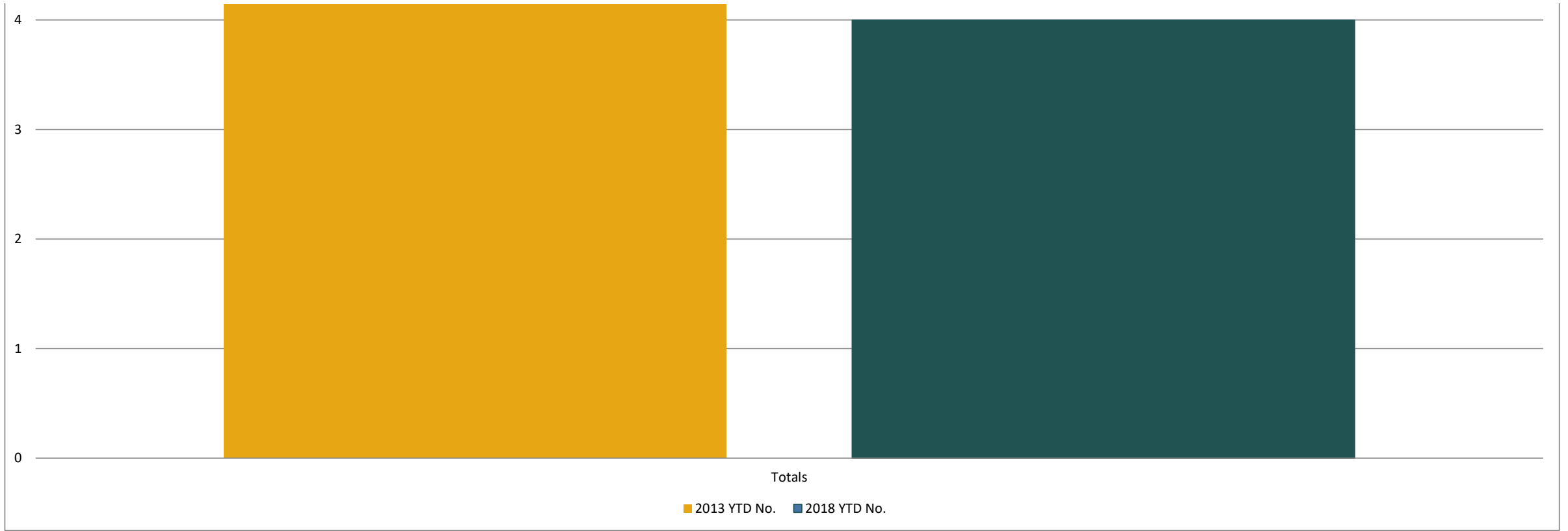
\$2,500,000.00



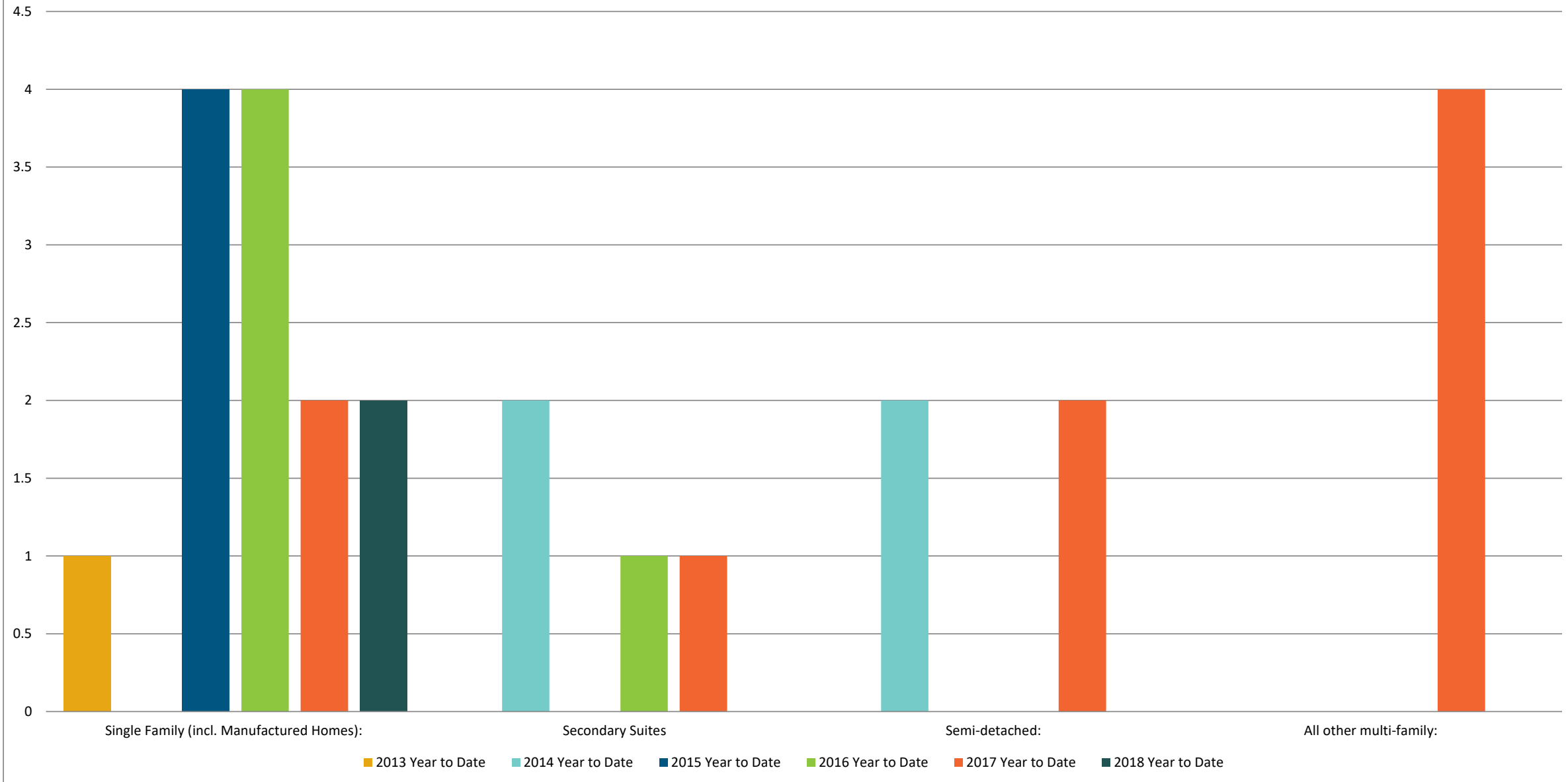
### YTD Permit Numbers - January







### YTD Dwelling Units - January





### YTD Total Dwelling Units - January

